


GRANDE PRÉMIO TISSOT DE PORTUGAL
Qualifying Nr. 1
Classification

17

	Rider	Nation	Team	Motorcycle	Time	Lap	Total	Gap	Top Speed
1	93 Marc MARQUEZ	SPA	Repsol Honda Team	HONDA	1'37.675	2	3		340.6
2	88 Miguel OLIVEIRA	POR	CryptoDATA RNF MotoGP Team	APRILIA	1'37.849	7	7	0.174 0.174	342.8
3	73 Alex MARQUEZ	SPA	Gresini Racing MotoGP	DUCATI	1'37.970	7	8	0.295 0.121	345.0
4	36 Joan MIR	SPA	Repsol Honda Team	HONDA	1'38.064	2	8	0.389 0.094	334.3
5	33 Brad BINDER	RSA	Red Bull KTM Factory Racing	KTM	1'38.105	6	7	0.430 0.041	343.9
6	42 Alex RINS	SPA	LCR Honda CASTROL	HONDA	1'38.133	7	7	0.458 0.028	340.6
7	21 Franco MORBIDELLI	ITA	Monster Energy Yamaha MotoGP	YAMAHA	1'38.335	2	7	0.660 0.202	345.0
8	30 Takaaki NAKAGAMI	JPN	LCR Honda IDEMITSU	HONDA	1'38.439	7	8	0.764 0.104	339.6
9	37 Augusto FERNANDEZ	SPA	GASGAS Factory Racing Tech3	KTM	1'38.464	7	7	0.789 0.025	345.0
10	25 Raul FERNANDEZ	SPA	CryptoDATA RNF MotoGP Team	APRILIA	1'38.492	2	6	0.817 0.028	341.7
11	49 Fabio DI GIANNANTONIO	ITA	Gresini Racing MotoGP	DUCATI	1'38.778	7	7	1.103 0.286	343.9

Practice condition: Dry
 Air: 24°
 Humidity: 55%
 Ground: 34°

Fastest Lap:	Lap: 2	Marc MARQUEZ	1'37.675	169.2 Km/h
Best Race Lap:	2022	Fabio QUARTARARO	1'39.435	166.2 Km/h
All Time Lap Record:	2023	Marc MARQUEZ	1'37.675	169.2 Km/h

The results are provisional until the end of the limit for protest and appeals.

Time limit for protest expires 30' after publication of the results - Time:

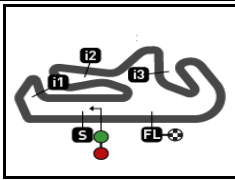
These data/results cannot be reproduced, stored and/or transmitted in whole or in part by any manner of electronic, mechanical, photocopying, recording, broadcasting or otherwise now known or herein after developed without the previous express consent by the copyright owner, except for reproduction in daily press and regular printed publications on sale to the public within 60 days of the event related to those data/results and always provided that copyright symbol appears together as follows below.

© DORNA, 2023

Official MotoGP Timing by **TISSOT**
 www.motogp.com

Portimao, Saturday, March 25, 2023





4592 m.

GRANDE PRÉMIO TISSOT DE PORTUGAL

Qualifying Nr. 1

Top Speed & Average

18



Rider	Nation	Motorcycle	Top 5 speeds					Average	Top
21 Franco MORBIDELLI	ITA	YAMAHA	345.0	342.8	338.5	337.5	337.5	340.3	345.0
37 Augusto FERNANDEZ	SPA	KTM	345.0	342.8	341.7	340.6	329.2	339.9	345.0
73 Alex MARQUEZ	SPA	DUCATI	345.0	343.9	343.9	343.9	342.8	343.9	345.0
33 Brad BINDER	RSA	KTM	343.9	339.6	339.6	338.5	337.5	339.8	343.9
49 Fabio DI GIANNANTONIO	ITA	DUCATI	343.9	339.6	338.5	336.4	335.4	338.8	343.9
88 Miguel OLIVEIRA	POR	APRILIA	342.8	341.7	340.6	340.6	339.6	341.1	342.8
25 Raul FERNANDEZ	SPA	APRILIA	341.7	340.6	339.6	339.6		340.4	341.7
42 Alex RINS	SPA	HONDA	340.6	340.6	339.6	336.4	334.3	338.3	340.6
93 Marc MARQUEZ	SPA	HONDA	340.6	337.5				339.1	340.6
30 Takaaki NAKAGAMI	JPN	HONDA	339.6	338.5	338.5	336.4	336.4	337.9	339.6
36 Joan MIR	SPA	HONDA	334.3	333.3	332.3	332.3	332.3	332.9	334.3

These data/results cannot be reproduced, stored and/or transmitted in whole or in part by any manner of electronic, mechanical, photocopying, recording, broadcasting or otherwise now known or herein after developed without the previous express consent by the copyright owner, except for reproduction in daily press and regular printed publications on sale to the public within 60 days of the event related to those data/results and always provided that copyright symbol appears together as follows below.

© DORNA, 2023

Official MotoGP Timing by TISSOT
www.motogp.com



Portimao, Saturday, March 25, 2023



GRANDE PRÉMIO TISSOT DE PORTUGAL
Qualifying Nr. 1
Chronological Analysis of Performances

19

* Lap / Sector time cancelled T1 Time from finish line to 1st intermediate T3 Time from 2nd intermed. to 3rd intermed.
P Crossing the finish line in pit lane T2 Time from 1st intermed. to 2nd intermed. T4 Time from 3rd intermediate to finish line
**Tyre data subject to further updates

Lap	Lap Time	T1	T2	T3	T4	Speed	Lap	Lap Time	T1	T2	T3	T4	Speed
1st	93	Marc MARQUEZ		HONDA		SPA	2	1'38.064	20.455	31.309	14.845	31.455	332.3
		Repsol Honda Team					3	2'03.555 P	25.099	33.302	15.455	49.699	332.3
		Runs=1	Total laps=3	Full laps=1	Valid laps=1		Run # 2	Front Tyre	Slick-Medium	Rear Tyre	Slick-Soft		
								3 Laps at start			New Tyre		
Run #	1	Front Tyre	Slick-Hard	Rear Tyre	Slick-Soft		4	3'04.106	12.568	32.213	15.136	31.606	
			New Tyre		New Tyre		5	1'38.161	20.380	31.358	14.929	31.494	334.3
1	1'43.134	12.882	32.339	15.181	31.574		6	1'43.313	24.000	32.258	15.159	31.896	331.2
2	1'37.675	20.416	31.176	14.828	31.255	337.5	7	1'38.371	20.503	31.382	14.915	31.571	333.3
3	2'00.458 P	21.555	33.262	16.043	49.598	340.6	8	1'54.540	29.597	34.744	16.387	33.812	332.3
2nd	88	Miguel OLIVEIRA		APRILIA		POR	5th	33	Brad BINDER		KTM		RSA
		CryptoDATA RNF MotoGP Team							Runs=2	Total laps=7	Full laps=4	Valid laps=4	
Run #	1	Front Tyre	missing data	Rear Tyre	missing data		Run #	1	Front Tyre	Slick-Medium	Rear Tyre	Slick-Soft	
		**	Laps at start	**	Laps at start				New Tyre			New Tyre	
1	2'33.274	13.602	34.064	16.064	32.353		1	2'19.258	13.154	34.654	15.806	32.223	
2	1'38.911	20.638	31.506	15.202	31.565	339.6	2	1'39.548	20.644	31.897	15.203	31.804	339.6
3	1'37.975	20.353	31.206	15.080	31.336	340.6	3	1'38.747	20.564	31.490	15.166	31.527	337.5
4	1'56.932 P	21.010	32.408	15.604	47.910	340.6	4	1'58.471 P	21.270	32.731	15.425	49.045	338.5
Run #	2	Front Tyre	missing data	Rear Tyre	missing data		Run #	2	Front Tyre	Slick-Medium	Rear Tyre	Slick-Soft	
		**	Laps at start	**	Laps at start				4 Laps at start			New Tyre	
5	4'49.473	13.548	40.455	15.729	32.115		5	5'02.747	12.881	40.192	15.908	32.998	
6	1'47.197	27.367	32.501	15.388	31.941	341.7	6	1'38.105	20.412	31.416	14.913	31.364	343.9
7	1'37.849	20.251	31.247	15.009	31.342	342.8	7	1'38.435	20.352	31.483	15.089	31.511	339.6
3rd	73	Alex MARQUEZ		DUCATI		SPA	6th	42	Alex RINS		HONDA		SPA
		Gresini Racing MotoGP							Runs=2	Total laps=7	Full laps=4	Valid laps=4	
Run #	1	Front Tyre	Slick-Medium	Rear Tyre	Slick-Soft		Run #	1	Front Tyre	Slick-Medium	Rear Tyre	Slick-Soft	
			New Tyre		New Tyre				New Tyre			New Tyre	
1	1'54.104	12.630	33.726	15.565	31.938		1	2'00.014	12.867	33.765	15.777	32.323	
2	1'38.550	20.568	31.520	15.008	31.454	340.6	2	1'39.229	20.640	31.773	15.168	31.648	334.3
3	1'43.211	20.342	31.112	15.034	36.723	343.9	3	1'38.334	20.404	31.405	14.994	31.531	336.4
4	1'55.520 P	20.385	31.414	15.086	48.635	343.9	4	2'03.189 P	24.177	33.301	15.926	49.785	340.6
Run #	2	Front Tyre	Slick-Medium	Rear Tyre	Slick-Soft		Run #	2	Front Tyre	Slick-Medium	Rear Tyre	Slick-Soft	
			4 Laps at start		New Tyre				4 Laps at start			New Tyre	
5	4'26.143	13.141	33.414	16.915	33.681		5	5'16.199	16.054	41.297	15.944	32.117	
6	1'39.137	20.391	31.531	15.093	32.122	343.9	6	1'47.970	22.736	34.164	15.752	35.318	340.6
7	1'37.970	20.360	31.312	14.968	31.330	345.0	7	1'38.133	20.580	31.447	14.895	31.211	339.6
8	1'42.380	20.404	33.172	16.637	32.167	342.8							
4th	36	Joan MIR		HONDA		SPA	7th	21	Franco MORBIDELLI		YAMAHA		ITA
		Repsol Honda Team							Runs=2	Total laps=7	Full laps=3	Valid laps=3	
Run #	1	Front Tyre	Slick-Medium	Rear Tyre	Slick-Soft		Run #	1	Front Tyre	Slick-Medium	Rear Tyre	Slick-Soft	
			New Tyre		New Tyre				New Tyre			New Tyre	
1	1'42.591	12.727	32.307	15.128	31.578		1	2'01.368	12.374	32.829	15.556	32.375	

Fastest Lap: Marc MARQUEZ Repsol Honda Team SPA **1'37.675** 20.416 31.176 14.828 31.255

These data/results cannot be reproduced, stored and/or transmitted in whole or in part by any manner of electronic, mechanical, photocopying, recording, broadcasting or otherwise now known or herein after developed without the previous express consent by the copyright owner, except for reproduction in daily press and regular printed publications on sale to the public within 60 days of the event related to those data/results and always provided that copyright symbol appears together as follows below.
© DORNA, 2023



Qualifying Nr. 1

MotoGP

Lap	Lap Time	T1	T2	T3	T4	Speed	Lap	Lap Time	T1	T2	T3	T4	Speed
2	1'38.335	20.537	31.431	15.018	31.349	342.8	Run # 1	Front Tyre Slick-Soft	Rear Tyre Slick-Soft				
3	2'02.271 P	22.935	33.678	16.228	49.430	345.0		New Tyre	New Tyre				
Run # 2	Front Tyre Slick-Medium	Rear Tyre Slick-Soft					1	1'54.866	12.397	33.741	15.632	32.116	
	3 Laps at start	New Tyre					2	1'39.116	20.616	31.698	15.086	31.716	336.4
4	5'54.620	13.149	33.227	16.510	32.980		3	1'38.987	20.554	31.545	15.196	31.692	338.5
5	1'39.140	20.500	31.709	15.169	31.762	338.5	4	2'03.527 P	25.212	32.890	15.789	49.636	335.4
6	1'38.566	20.456	31.403	15.147	31.560	337.5	Run # 2	Front Tyre Slick-Medium	Rear Tyre Slick-Soft				
7	2'05.499 P	20.520	36.449	16.994	51.536	337.5		New Tyre	New Tyre				
8th 30	Takaaki NAKAGAMI	HONDA	JPN				5	5'20.824	13.448	36.240	16.014	36.615	
	LCR Honda IDEMITSU						6	1'49.112	20.669	31.827	15.190	41.426	343.9
	Runs=2 Total laps=8 Full laps=5 Valid laps=5						7	1'38.778	20.567	31.551	15.189	31.471	339.6
Run # 1	Front Tyre Slick-Medium	Rear Tyre Slick-Soft											
	New Tyre	New Tyre											
1	1'55.608	13.448	35.324	15.882	32.266								
2	1'39.722	20.837	31.942	15.249	31.694	336.4							
3	1'38.581	20.534	31.595	14.999	31.453	338.5							
4	2'03.020 P	23.365	34.502	15.680	49.473	334.3							
Run # 2	Front Tyre Slick-Medium	Rear Tyre Slick-Soft											
	4 Laps at start	New Tyre											
5	4'21.128	13.161	33.685	16.369	33.372								
6	1'39.065	20.606	31.697	15.000	31.762	339.6							
7	1'38.439	20.620	31.524	14.984	31.311	338.5							
8	1'42.987	20.664	33.093	16.428	32.802	336.4							
9th 37	Augusto FERNANDEZ	KTM	SPA										
	GASGAS Factory Racing Tech3												
	Runs=2 Total laps=7 Full laps=4 Valid laps=4												
Run # 1	Front Tyre Slick-Medium	Rear Tyre Slick-Soft											
	New Tyre	New Tyre											
1	2'00.156	13.142	34.485	15.966	32.190								
2	1'39.342	20.860	31.779	15.154	31.549	340.6							
3	1'38.521	20.680	31.416	14.988	31.437	341.7							
4	2'00.913 P	22.542	33.681	15.802	48.888	329.2							
Run # 2	Front Tyre Slick-Medium	Rear Tyre Slick-Soft											
	4 Laps at start	New Tyre											
5	5'20.082	18.066	39.274	18.930	40.036								
6	1'45.077	24.646	32.923	15.379	32.129	345.0							
7	1'38.464	20.560	31.494	15.005	31.405	342.8							
10th 25	Raul FERNANDEZ	APRILIA	SPA										
	CryptoDATA RNF MotoGP Team												
	Runs=2 Total laps=6 Full laps=3 Valid laps=3												
Run # 1	Front Tyre missing data	Rear Tyre missing data											
	** Laps at start	** Laps at start											
1	2'02.879	12.456	32.786	15.452	31.928								
2	1'38.492	20.578	31.410	14.912	31.592	339.6							
3	2'01.722 P	20.669	35.427	15.595	50.031	339.6							
Run # 2	Front Tyre missing data	Rear Tyre missing data											
	** Laps at start	** Laps at start											
4	6'54.852	14.563	35.754	17.521	38.996								
5	1'47.612	21.552	32.929	15.963	37.168	341.7							
6	1'38.895	20.531	31.516	15.206	31.642	340.6							
11th 49	Fabio DI GIANNANTONI	DUCATI	ITA										
	Gresini Racing MotoGP												
	Runs=2 Total laps=7 Full laps=4 Valid laps=4												

Fastest Lap: Marc MARQUEZ Repsol Honda Team SPA **1'37.675** 20.416 31.176 14.828 31.255

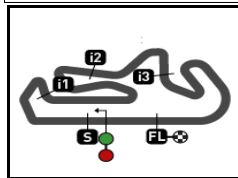
These data/results cannot be reproduced, stored and/or transmitted in whole or in part by any manner of electronic, mechanical, photocopying, recording, broadcasting or otherwise now known or herein after developed without the previous express consent by the copyright owner, except for reproduction in daily press and regular printed publications on sale to the public within 60 days of the event related to those data/results and always provided that copyright symbol appears together as follows below.
© DORNA, 2023

Official MotoGP Timing by **TISSOT**
www.motogp.com



Portimao, Saturday, March 25, 2023

Page 2 of 2



4592 m.

GRANDE PRÉMIO TISSOT DE PORTUGAL

After the Qualifying Nr. 1

Event Best Maximum Speed

MotoGP™



Rider	Nation	Team	Motorcycle	Km/h	
72 Marco BEZZECCHI	ITA	Mooney VR46 Racing Team	DUCATI	348.3	Free Practice
12 Maverick VIÑALES	SPA	Aprilia Racing	APRILIA	347.2	Free Practice
88 Miguel OLIVEIRA	POR	CryptoDATA RNF MotoGP Team	APRILIA	346.1	Free Practice
1 Francesco BAGNAIA	ITA	Ducati Lenovo Team	DUCATI	346.1	Free Practice
37 Augusto FERNANDEZ	SPA	GASGAS Factory Racing Tech3	KTM	345.0	Qualifying Nr. 1
89 Jorge MARTIN	SPA	Prima Pramac Racing	DUCATI	345.0	Free Practice
73 Alex MARQUEZ	SPA	Gresini Racing MotoGP	DUCATI	345.0	Qualifying Nr. 1
5 Johann ZARCO	FRA	Prima Pramac Racing	DUCATI	345.0	Free Practice
21 Franco MORBIDELLI	ITA	Monster Energy Yamaha MotoGP	YAMAHA	345.0	Qualifying Nr. 1
33 Brad BINDER	RSA	Red Bull KTM Factory Racing	KTM	345.0	Free Practice
23 Enea BASTIANINI	ITA	Ducati Lenovo Team	DUCATI	343.9	Free Practice
25 Raul FERNANDEZ	SPA	CryptoDATA RNF MotoGP Team	APRILIA	343.9	Free Practice
41 Aleix ESPARGARO	SPA	Aprilia Racing	APRILIA	343.9	Free Practice
43 Jack MILLER	AUS	Red Bull KTM Factory Racing	KTM	343.9	Free Practice
49 Fabio DI GIANNANTONIO	ITA	Gresini Racing MotoGP	DUCATI	343.9	Qualifying Nr. 1
10 Luca MARINI	ITA	Mooney VR46 Racing Team	DUCATI	341.7	Practice Nr. 2
93 Marc MARQUEZ	SPA	Repsol Honda Team	HONDA	340.6	Qualifying Nr. 1
42 Alex RINS	SPA	LCR Honda CASTROL	HONDA	340.6	Qualifying Nr. 1
20 Fabio QUARTARARO	FRA	Monster Energy Yamaha MotoGP	YAMAHA	340.6	Free Practice
30 Takaaki NAKAGAMI	JPN	LCR Honda IDEMITSU	HONDA	339.6	Qualifying Nr. 1
44 Po ESPARGARO	SPA	GASGAS Factory Racing Tech3	KTM	339.6	Practice Nr. 2
36 Joan MIR	SPA	Repsol Honda Team	HONDA	336.4	Practice Nr. 1

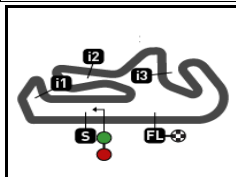
These data/results cannot be reproduced, stored and/or transmitted in whole or in part by any manner of electronic, mechanical, photocopying, recording, broadcasting or otherwise now known or herein after developed without the previous express consent by the copyright owner, except for reproduction in daily press and regular printed publications on sale to the public within 60 days of the event related to those data/results and always provided that copyright symbol appears together as follows below.

© DORNA, 2023

Official MotoGP Timing by TISSOT
www.motogp.com

Portimao, Saturday, March 25, 2023





4592 m.

GRANDE PRÉMIO TISSOT DE PORTUGAL

Qualifying Nr. 1

Best Partial Times

MotoGP™

IT Ideal Lap Time, sum of the best partial times

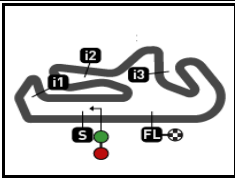
BT Best Lap Time

T1		T2		T3		T4							
Pos	Rider	Time	Rider	Time	Rider	Time	Rider	Time	Pos	Rider	IT	BT	
1	M.OLIVEIRA	20.251	A.MARQUEZ	31.112	M.MARQUEZ	14.828	A.RINS	31.211	1	M.MARQUEZ	1'37.675	1'37.675	(1)
2	A.MARQUEZ	20.342	M.MARQUEZ	31.176	J.MIR	14.845	M.MARQUEZ	31.255	2	A.MARQUEZ	1'37.752	1'37.970	(3)
3	B.BINDER	20.352	M.OLIVEIRA	31.206	A.RINS	14.895	T.NAKAGAMI	31.311	3	M.OLIVEIRA	1'37.802	1'37.849	(2)
4	J.MIR	20.380	J.MIR	31.309	R.FERNANDEZ	14.912	A.MARQUEZ	31.330	4	A.RINS	1'37.915	1'38.133	(6)
5	A.RINS	20.404	F.MORBIDELLI	31.403	B.BINDER	14.913	M.OLIVEIRA	31.336	5	J.MIR	1'37.989	1'38.064	(4)
6	M.MARQUEZ	20.416	A.RINS	31.405	A.MARQUEZ	14.968	F.MORBIDELLI	31.349	6	B.BINDER	1'38.045	1'38.105	(5)
7	F.MORBIDELLI	20.456	R.FERNANDEZ	31.410	T.NAKAGAMI	14.984	B.BINDER	31.364	7	F.MORBIDELLI	1'38.226	1'38.335	(7)
8	R.FERNANDEZ	20.531	B.BINDER	31.416	A.FERNANDEZ	14.988	A.FERNANDEZ	31.405	8	T.NAKAGAMI	1'38.353	1'38.439	(8)
9	T.NAKAGAMI	20.534	A.FERNANDEZ	31.416	M.OLIVEIRA	15.009	J.MIR	31.455	9	A.FERNANDEZ	1'38.369	1'38.464	(9)
10	F.DI GIANNANTO	20.554	T.NAKAGAMI	31.524	F.MORBIDELLI	15.018	F.DI GIANNANTO	31.471	10	R.FERNANDEZ	1'38.445	1'38.492	(10)
11	A.FERNANDEZ	20.560	F.DI GIANNANTO	31.545	F.DI GIANNANTO	15.086	R.FERNANDEZ	31.592	11	F.DI GIANNANTO	1'38.656	1'38.778	(11)

These data/results cannot be reproduced, stored and/or transmitted in whole or in part by any manner of electronic, mechanical, photocopying, recording, broadcasting or otherwise now known or herein after developed without the previous express consent by the copyright owner, except for reproduction in daily press and regular printed publications on sale to the public within 60 days of the event related to those data/results and always provided that copyright symbol appears together as follows below.
© DORNA, 2023


Official MotoGP Timing by **TISSOT**
www.motogp.com





4592 m.

GRANDE PRÉMIO TISSOT DE PORTUGAL
Qualifying Nr. 1
Fastest Laps Sequence

<i>Practice Time</i>	 <i>Rider</i>	<i>Nation</i>	<i>Motorcycle</i>	<i>Time</i>	<i>Km/h</i>	<i>Rider's Lap</i>
3'20.655	36 Joan MIR	SPA	HONDA	1'38.064	168.5	2
3'20.809	93 Marc MARQUEZ	SPA	HONDA	1'37.675	169.2	2

These data/results cannot be reproduced, stored and/or transmitted in whole or in part by any manner of electronic, mechanical, photocopying, recording, broadcasting or otherwise now known or herein after developed without the previous express consent by the copyright owner, except for reproduction in daily press and regular printed publications on sale to the public within 60 days of the event related to those data/results and always provided that copyright symbol appears together as follows below.

© DORNA, 2023

